

## How do I Verify, Set, or Reset Group Membership

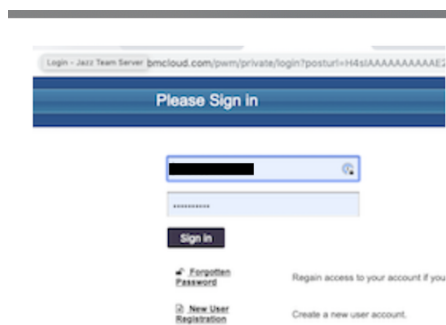
# VERIFYING (or resetting) PWM / JAZZ GROUP MEMBERSHIP in PWM LDAP

What is needed:

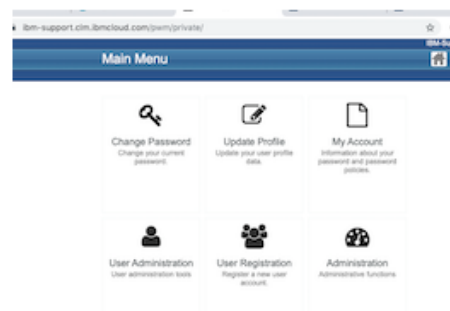
1. [PWM URL](#)
2. Login / [Password Information](#) .
3. User name that needs verification

- Login into the PWM site for the customer in question with Jazz Admin login and Password

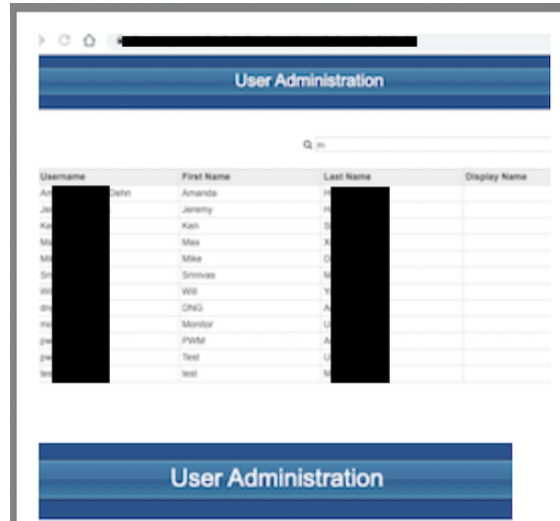
<customer public uri >/pwm



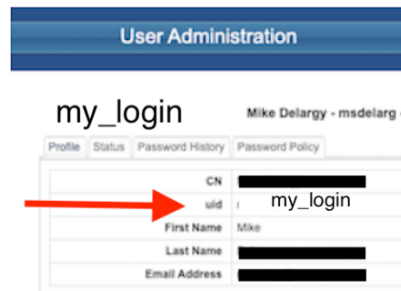
- Once you log in, select User Administration on lower left side of the PWM Dashboard:



- Enter the first letter of the name of the user (Enter more characters if needed)  
Then click on the user you need to verify / change.



You need to copy (or remember) the UID of the user:



Once you have the UID, select the "Home" button (top right) to bring you back to the PWM Dashboard:



Now select User Registration:



User Registration  
Register a new user  
account.

At the top of the page, select "Update User"



Enter the UID of the user:

User Registration Update User

To update a user account, please check and modify the following information.

Username

my\_login

Search Cancel

- Scroll down to the bottom of the page to see what groups they are in.
- If you need to add the user to a group, be sure to hold down your "ctrl" key so you can select multiple groups (if needed) . (This is critical.. you do not want to accidentally remove someone from the JazzAdmin group.)

### Groups

JazzAdmins  
JazzUsers  
JazzGuests  
JazzDWAdmins  
JazzProjectAdmins

Click Update User to save

- In the top right, click the arrow to logout.

