

## 5 First405

This Test Plan is located on the host: [fibula5.vanlint5.nl](http://fibula5.vanlint5.nl)

This Test Plan is located in the CLM project: [My Reporting \(Quality Management\)](#)

### Summary

WebId	5
Owner	clmadmin
State	Draft
Priority	Medium

### Description

This is the description of the FIRST405 Test Plan. This plan is used for exploring the new features of the RQM 405 application, but also the power of the reporting of the Rational Publishing Engine. It's working nicely in a previous release.

### Categories

The tags assigned to the Test Plan. These tags are used to identify this Test Plan when searching or browsing in the list of Test Plans in the database.

Release	2.0
Product	Scanner

### Business Objectives

Define the overall business goals and strategy for your test phase(s).

The Business Objective of this Test Plan is to show the power of the RQM/RPE combination. RQM has it's own reporting features out-of-the-box. But RPE give a lot of power to generate your own reports with data from the CLM sources. It's even possible to include non-CLM sources like DOORS and CQ. This is very powerful and not seen in other applications.

### Test Objectives

Define the overall execution goals and strategy for your test phase(s).

The Test Objective is to fill the various fields of this Test Plan to validate the report. Down here a Rational Logo is placed:

[link](#)



### Formal Review

List the people who will be reviewers and approvers of this content and define your approval process.

The review conducted at this Test Plan are the following. Select the Test Plan to see the details including the comments.

**Review Type:** [Approval](#)  
**Description:** [Approve this Test Plan](#)

User	Status
<a href="#">clmadmin</a>	<a href="#">Pending</a>

**Review Type:** [Review](#)  
**Description:** [Check for the overall quality of this Test Plan](#)

User	Status
<a href="#">build</a>	<a href="#">Pending</a>
<a href="#">marco</a>	<a href="#">Rejected</a>
<a href="#">tammy</a>	<a href="#">Pending</a>

## E-Signatures

The table shows all the e-signatures associated with this artifact.

Signed	Action	Signer	Comment
2013-12-07 22:30:38	Set the edit capability to "Unlocked".	<a href="#">clmadmin</a>	<a href="#">It Works!</a>
2013-12-07 22:28:29	Set the edit capability to "Locked".	<a href="#">clmadmin</a>	<a href="#">Check if it's locked.</a>

## Requirement Collection Links

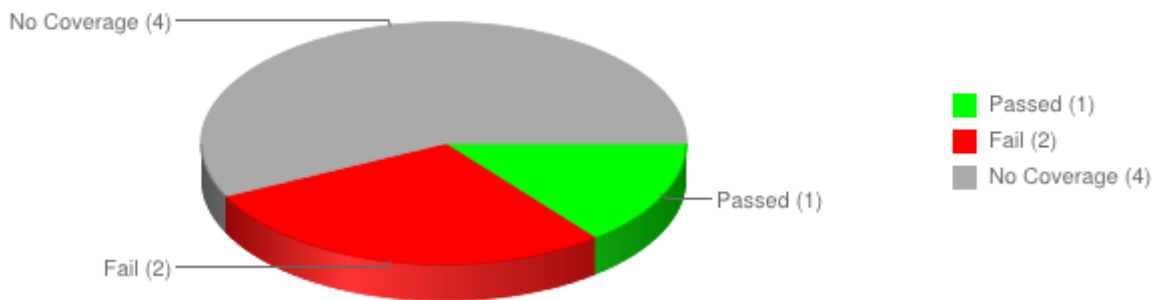
Linked requirement collections that are being validated. Other types of requirement containers such as Modules, Views, and Packages can also appear in this section.

Requirements Management			Test Management																
ID	Type	Summary	Test Cases and Test Case Execution Results																
362	Collection	Static Test Plan Data																	
366	Requirement	The template must be used from the RQM-GUI context. The source will ask to identify a TP where the report is based on.	<b>There is no Coverage!</b>																
372	Requirement	The Test Suites must be visible in the report.	<b>There is no Coverage!</b>																
364	Requirement	Summary must have a small description.	<b>There is no Coverage!</b>																
367	Requirement	With switches you must be able to activate Iterations and Environments in the reports.	33: With switches you must be able to activate Iterations and Environments in the reports. <table border="1"> <thead> <tr> <th>TCER id</th> <th>Test Phase</th> <th>Environment</th> <th>Last Verdict</th> </tr> </thead> <tbody> <tr> <td>55</td> <td>2013-12 December</td> <td>Personal Laptop</td> <td><b>Failed</b></td> </tr> <tr> <td>94</td> <td>2014-01 January</td> <td>Personal Laptop</td> <td><b>Passed</b></td> </tr> <tr> <td>98</td> <td>2014-02 February</td> <td>Personal Laptop</td> <td>Not Run...</td> </tr> </tbody> </table> Requirement Verdict: <b>Failed</b>	TCER id	Test Phase	Environment	Last Verdict	55	2013-12 December	Personal Laptop	<b>Failed</b>	94	2014-01 January	Personal Laptop	<b>Passed</b>	98	2014-02 February	Personal Laptop	Not Run...
TCER id	Test Phase	Environment	Last Verdict																
55	2013-12 December	Personal Laptop	<b>Failed</b>																
94	2014-01 January	Personal Laptop	<b>Passed</b>																
98	2014-02 February	Personal Laptop	Not Run...																
368	Requirement	All artifact IDs must have a link attached for easy access.	<b>There is no Coverage!</b>																
369	Requirement	The Exit Criteria must be included.	32: The Exit Criteria must be included. <table border="1"> <thead> <tr> <th>TCER id</th> <th>Test Phase</th> <th>Environment</th> <th>Last Verdict</th> </tr> </thead> <tbody> <tr> <td>93</td> <td>2014-01 January</td> <td>Personal Laptop</td> <td>Not Run...</td> </tr> <tr> <td>97</td> <td>2014-02 February</td> <td>Personal Laptop</td> <td>Not Run...</td> </tr> </tbody> </table> Requirement Verdict: <b>Not</b>	TCER id	Test Phase	Environment	Last Verdict	93	2014-01 January	Personal Laptop	Not Run...	97	2014-02 February	Personal Laptop	Not Run...				
TCER id	Test Phase	Environment	Last Verdict																
93	2014-01 January	Personal Laptop	Not Run...																
97	2014-02 February	Personal Laptop	Not Run...																

				Validated																								
365	Requirement	If the Test Plan is locked a separate status message should be visible.	<table border="1"> <thead> <tr> <th>TCER id</th> <th>Test Phase</th> <th>Environment</th> <th>Last Verdict</th> </tr> </thead> <tbody> <tr> <td>53</td> <td>Not Set</td> <td>Not Set</td> <td>Passed</td> </tr> <tr> <td>54</td> <td>2013-12 December</td> <td>Personal Laptop</td> <td>Passed</td> </tr> <tr> <td>92</td> <td>2014-01 January</td> <td>Personal Laptop</td> <td>Not Run...</td> </tr> <tr> <td>96</td> <td>2014-02 February</td> <td>Personal Laptop</td> <td>Not Run...</td> </tr> <tr> <td colspan="3">Requirement Verdict:</td> <td>Passed</td> </tr> </tbody> </table>		TCER id	Test Phase	Environment	Last Verdict	53	Not Set	Not Set	Passed	54	2013-12 December	Personal Laptop	Passed	92	2014-01 January	Personal Laptop	Not Run...	96	2014-02 February	Personal Laptop	Not Run...	Requirement Verdict:			Passed
TCER id	Test Phase	Environment	Last Verdict																									
53	Not Set	Not Set	Passed																									
54	2013-12 December	Personal Laptop	Passed																									
92	2014-01 January	Personal Laptop	Not Run...																									
96	2014-02 February	Personal Laptop	Not Run...																									
Requirement Verdict:			Passed																									

This graphic was created with Google Graphics (Deprecated). There are several Javascript based graphics generators and services available which can be used.

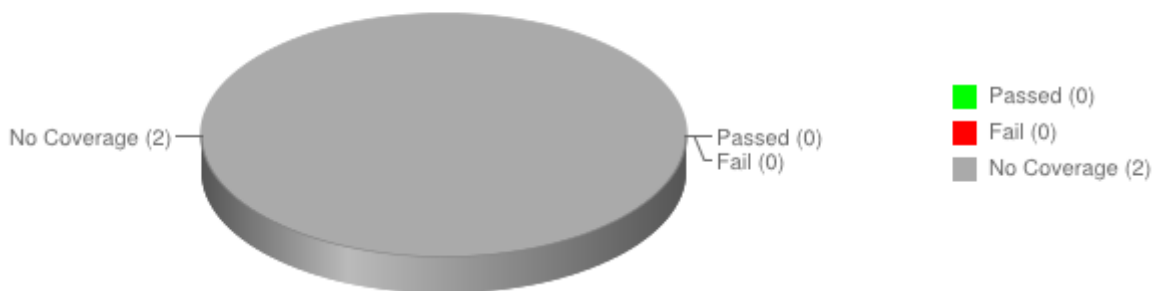
Collection: Static Test Plan Data



363	Collection	Static Test Case Data	
There are no requirements in this collection.			
370	Collection	Dynamic Test Plan Data	
374	Requirement	If test plan does not exists(wrong ID) than a error message should be printed!	There is no Coverage!
371	Requirement	A blocked defect/tcer must be marked in the report.	There is no Coverage!

This graphic was created with Google Graphics (Deprecated). There are several Javascript based graphics generators and services available which can be used.

Collection: Dynamic Test Plan Data



Only results which are created in the context of this Test Plan are taken into account. So if a requirement is marked with "Not Validated", than it means that this requirement is not covered by test results which are executed in the context of this test plan.

## Test Schedules

Define the test schedule for this Test Plan. Browse and select an iteration to generate a schedule.

Iteration	Start Date	End Date
-----------	------------	----------

2013-12 December	2013-12-02 00:00:00	2013-12-31 00:00:00
2014-01 January	2014-01-01 00:00:00	2014-01-31 00:00:00
2014-02 February	2014-02-01 00:00:00	2014-02-28 00:00:00
2014-03 March	2014-03-01 00:00:00	2014-03-31 00:00:00
2014-04 April	2014-04-01 00:00:00	2014-04-30 00:00:00
My Reporting	2013-12-01 00:00:00	<data attribute not found>

## Test Estimation

Define the high level sizing of the test effort associated with this plan. This can be in person hours, days, months and years and is an overall view.

Planning Effort: **50** hours

Execution Effort: **2900** hours

## Test Environments

Lists the various environments supported and tested by this test plan. You can add various platforms such as browsers, databases, operating systems and other items. This list is then used to generate test environments.

Environment: Personal Laptop

Summary:

[A Personal Laptop as provided by the company.](#)

Description:

[A personal laptop with the current e-client software platform installed on it.](#)

[link](#)



[Similar Black Laptop is normally provided by the company.](#)

## Quality Objectives

Defines the overall metrics for what constitutes a quality product.

Objective	Description	Expected	Actual Value	Comment	State
Number of Failed Execution Records	Objective stating that no Execution Records can be Failed.	=0	1		Unsuccessful
Percentage of Failed Execution Records	Objective stating that only a small percentage of Execution Records can be Failed.	<10	7		Success
Number of Open Sev1 Defects	Objective stating that all Severity 1 defects must be closed.	=0	0		Success

## Entry Criteria

Defines the prerequisite items that must be achieved before testing can begin.

Objective	Description	Expected	Actual Value	Comment	State
Percentage of Failed Execution Records	Objective stating that only a small percentage of Execution Records can be Failed.	<10	7		Success

## Exit Criteria

Defines the conditions that need to be met before the testing can be concluded.

Objective	Description	Expected	Actual Value	Comment	State
Number of Failed Execution Records	Objective stating that no Execution Records can be Failed.	=0	1		Unsuccessful
Percentage of Failed Execution Records	Objective stating that only a small percentage of Execution Records can be Failed.	<10	7		Success
Number of Open Sev1 Defects	Objective stating that all Severity 1 defects must be closed.	=0	0		Success
Percentage of Sev2 Defects Open	Objective stating that only a low percentage of Severity 2 defects can remain open.	<10	0		Success
Number of Blocked Execution Records	Objective stating that no Execution Records can be Blocked.	=0	0		Success

## Test Cases

Lists the test cases associated with a given plan. You can add and remove associations to test documents and create and associate a new test case. Removing a test case will remove the association to this test plan but not delete the test case.

ID	Test Case Name	Requirement	State	Weight	Owner
31	Check for Lock Message	365: If the Test Plan is locked a separate status message should be visible.	Draft	200	unassigned
32	The Exit Criteria must be included.	369: The Exit Criteria must be included.	Draft	200	unassigned
33	(Suspect) With switches you must be able to activate Iterations and Environments in the	367: With switches you must be able to activate Iterations and	Draft	100	unassigned

	reports.	Environments in the reports.			
35	Validate Welcome Message Test Case Description: This is a small description of what should be covered in the testcase. It's a multiline descriptionfield. We have to check the contents of this. Test Case Design: Feature: Basic Scenario: In the homepage Given I am on the homepage Then I should see "Welcome"		Draft	100	unassigned
54	Check Logon/Logoff		Draft	100	unassigned
56	Check Wrong Values		Approved	100	unassigned
57	(Locked) Check Negative Values		Under Review	100	unassigned
45	TinyCase2		Draft	100	unassigned
58	Empty Test		Draft	100	unassigned
55	Check Colors		Draft	100	unassigned

## Test Case Execution Records

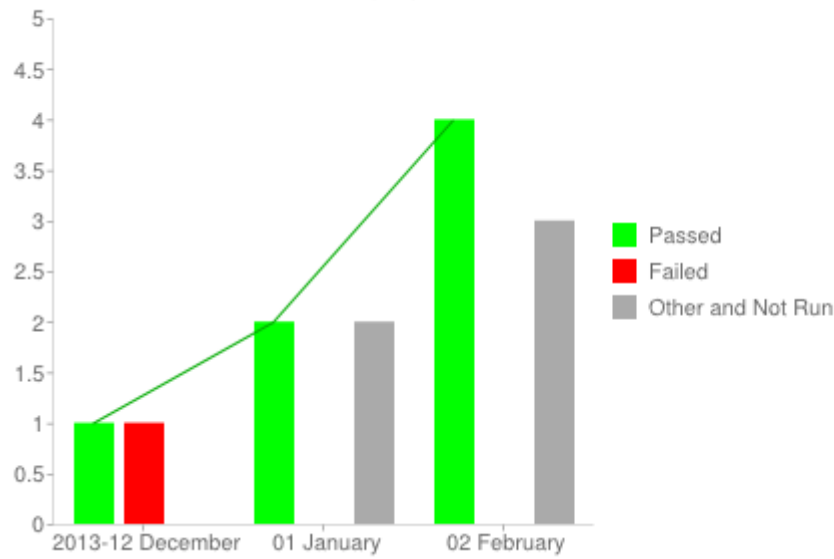
This section lists the related test case execution records for the test plan.

TCER ID	Test Case Name	Weigth	Test Script	Iteration	Environment	Verdict
54	Check for Lock Message	100		2013-12 December	Personal Laptop	Passed
55	With switches you must be able to activate Iterations and Environments in the reports.	100		2013-12 December	Personal Laptop	Failed
92	Check for Lock Message	200		2014-01 January	Personal Laptop	Not Run...
93	The Exit Criteria must be included.	200		2014-01 January	Personal Laptop	Not Run...
94	With switches you must be able to activate Iterations and Environments in the reports.	100		2014-01 January	Personal Laptop	Passed
95	Validate Welcome Message	100		2014-01 January	Personal Laptop	Passed
96	Check for Lock Message	200		2014-02 February	Personal Laptop	Not Run...
97	The Exit Criteria must be included.	200		2014-02 February	Personal Laptop	Not Run...
98	With switches you must be able to activate Iterations and Environments in the reports.	100		2014-02 February	Personal Laptop	Not Run...
99	Validate Welcome Message	100		2014-02 February	Personal Laptop	Passed
100	Check Wrong Values	100		2014-02 February	Personal Laptop	Passed
101	Check Negative Values	100		2014-02 February	Personal Laptop	Passed
102	TinyCase2	100		2014-02 February	Personal Laptop	Passed

## Execution Stats - Environments and Time Lines

To create Test Case Execution Records which have both Environments and Time Lines, use the generation of TCERS. Select the applicable Test Cases and select generate TCERS.

Environment: Personal Laptop  
Personal Laptop



NR	Name	Passed	Failed	Not Run
1	Personal Laptop 2013-12 December	1	1	0
2	Personal Laptop 2014-01 January	2	0	2
3	Personal Laptop 2014-02 February	4	0	3
	Total	7	1	5

### Test Suites

Lists the test suites associated with a given plan. You can add and remove associations to test documents and create and associate a new test suite. Removing a test suite will remove the association to this test plan but not delete the test suite.

ID	Test Suite Name	Weighth	Owner
5	(Locked)Static Test Plan Validation	500	unassigned

### Tracked by Quality Tasks

Each Section can have a Tracking Work Item. Any communication on a section should be discussed in that work item.

WI ID	Section	Owner	State
104	Test Objectives	Unassigned	New
105	Formal Review	Unassigned	Done
106	Test Schedules	clmadmin - Default Admin of Rational CLM	New
115	Requirement Collection Links	Unassigned	New
117	Quality Objectives	Unassigned	New
116	Entry Criteria	Unassigned	New
118	Exit Criteria	Unassigned	New
119	Test Suites	Unassigned	New
120	Test Cases	Unassigned	New
121	Business Objectives	Unassigned	New

## Defects and Tasks

All defects which have a relation "Related Test Plan". This is shown as a list.

ID	Type	Severity	Summary	State
96	Defect	Normal	Summary of Requirements Collection is not correct	Resolved
97	Defect	Normal	ID in Requirements Link is not correct.	Resolved
99	Task	Normal	Approval / Review must have capitals	Done
100	Defect	Minor	If number of defects is 0 then the cell should not be shown.	Resolved
101	Defect	Major	Minor counter in the Statistics on Defects is incorrect	Resolved
108	Defect	Critical	HTML generation should have a larger font.	New
109	Task	Normal	Add Review Comments	New
111	Defect	Normal	Failing Test Case "With switches you must be able to activate Iterations and Environments in the reports." when executing Test Execution Record "With switches you must be able to activate Iterations and Environments in the reports._Personal Laptop"	New
113	Defect	Blocker	Done Tracked by must be Color_Dimmed.	Resolved
114	Task	Normal	Associate Requirements to the TestCase in the Test Case sections.	New
115	Task	Normal	Complete the Requirement Collection Links Section of Test Plan: First405	New
116	Task	Normal	Complete the Entry Criteria Section of Test Plan: First405	New
117	Task	Normal	Complete the Quality Objectives Section of Test Plan: First405	New
118	Task	Normal	Complete the Exit Criteria Section of Test Plan: First405	New
119	Task	Normal	Complete the Test Suites Section of Test Plan: First405	New
120	Task	Normal	Complete the Test Cases Section of Test Plan: First405	New
121	Task	Normal	Complete the Business Objectives Section of Test Plan: First405	New
123	Defect	Normal	Test Case Design is not visible.	Resolved
124	Defect	Normal	When no defects are logged the graph will abort pdf generation	New
102	Defect	Critical	Add severity into the statistics on Defects	Resolved
104	Task	Normal	Complete the Test Objectives Section of Test Plan: First405	New
105	Task	Normal	Complete the Formal Review Section of Test Plan: First405	Done
106	Task	Normal	Complete the Test Schedules Section of Test Plan: First405	New
107	Defect	Normal	Tracked by must be enhanced in naming.	Resolved

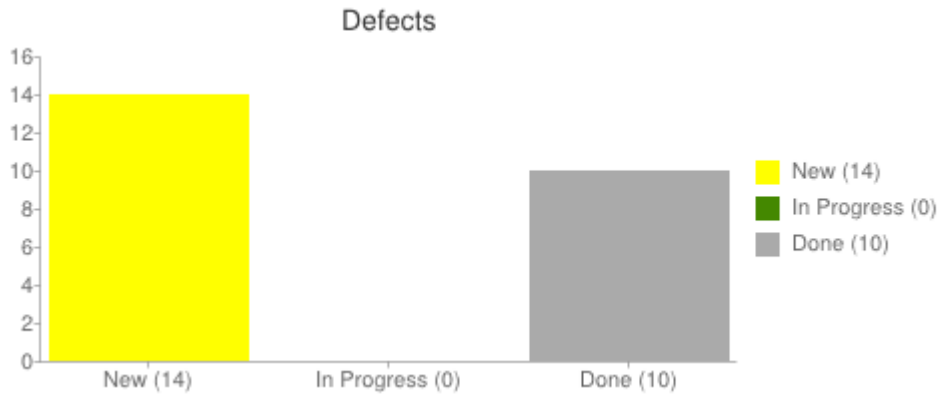
## Statistics on Defects

The same related defect listed in a statistics format.

	New	In Progress	Done
Blocker	0	0	1
Critical	1	0	1
Major	0	0	1
Normal	13	0	6
Minor	0	0	1
Unclassified	0	0	0
<b>Total</b>	<b>14</b>	<b>0</b>	<b>10</b>

Here we leverage Google graphics services to render the following graph.





## Show Variables

This template can be configured using many settings (SW\_ variables). The most important are listed here.

Variable	Value	Description & Comment
debug	false	When the debug variable is set to true, many intermediate lines are printed with information about status, values etc. <b>A sample debug line.</b>
SW_TP_ShowActiveSectionsOnly	true	true -> Use RQM GUI Manage Sections to show/hide sections. Some are not processed in this template. false -> Use showSwitches in customization JavaScript. Some sections are not processed in this template.  Make note that hiding Sections might also influence other Sections, for example hiding Test Environments will remove that data from Test Execution Results, Graphs etc.
<b>Sections</b>		
SW_TP_Section_TestEnvironments	true	Make the Test Environments visible, include notion of Test Environments into the reporting (columns in tables, grouping, graphs).
SW_TP_Section_TestSchedules	true	Make the Test Schedules visible, include notion of Test Schedules into the reporting (columns in tables, grouping, graphs).
SW_ShowVariables	true	This variable includes this section in the report.
<b>Color Definitions</b>		
Color Data	4444FF	This color is used for any data from the Data Sources or calculated by the template. Value: 4444FF
Color Dimmed	AAAAAA	This color is used for data which should not draw the attention. For example closed work items. Value: AAAAAA
Color_Done	AAAAAA	This color is used for closed Work Items. Value: AAAAAA
Color_Failed	FF0000	This color is used for failing tests and alert issues. Value: FF0000
Color_InProgress	448800	This color is used for the Work Items which are in progress (graph) Value: 448800
Color_New	FFFF00	This color is used for Work Item in the new state (graph). Value: FFFF00
Color_Passed	00FF00	This color is used for Passed Test Cases. Value: 00FF00
Color_SuspectLocked	FF8000	This color is applied to the Suspect flag and the Lock flag. Value: FF8000
<b>Other General Settings</b>		
SW_GOOGLE_Graphics	true	Show graphics generated by GOOGLE.

## About RQM-RPE-Test Plan template

Template version: V26

### Remarks:

Only results of the following combination are included in this report.

		Time Lines	
		Visible in TP	Hidden in TP
Environment	Visible in TP	✔	⊘
	Hidden in TP	⊘	⊘

Icons are from <http://www.iconarchive.com/show/must-have-icons-by-visualpharm.html>.

The template will include only the sections which are visible in the Test Plan. Environments and Timelines are included (or not) based on their visibility in the Test Plan. Only Test Results which match this are included in the report.

The font sizes are optimized for the PDF output. The HTML will result in a smaller font.



2014-01-11 14:14 This document was generated on: